

Specifications

Wheel Ends:

Wheel End Capacity (Front Axle).....1.7 quarts (1,6 liters)
Wheel End Capacity (Rear Axle)1.3 quarts (1,2 liters)
Type of Fluid.....Universal Tractor Fluid (see chart on page 150)

Tires

Air Pressure:

Standard Tires 17.5 - 25, 12 ply (minimum).....60 psi (414 kPa)
Optional Radial Tires 17.5R25 One Star73 psi (503 kPa)

Tire Ballast (Minimum per Tire):

Optional Foam Filled Tire 17.5 - 25, 12 ply..... 1,075 lbs (488 Kg)

Wheel Lug Nut Torque: 430-470 lb-ft (583-637 Nm)

Maximum Ground Pressure (w/full load):

Standard Tires 17.5 - 25, 12 ply.....77 psi (531 kPa)

Footprint (w/full load):

Standard Tire 17.5 - 25, 12 ply 244 sq. in.(1574 cm²)

Weights

Basic Vehicle:

Model 10054 Curb Weight (with Open Cab) 27,323 lbs (12.393 Kg)

Model 10054 Curb Weight (with Enclosed Cab) 27,523 lbs (12.484 Kg)

Maximum Rated Capacity:

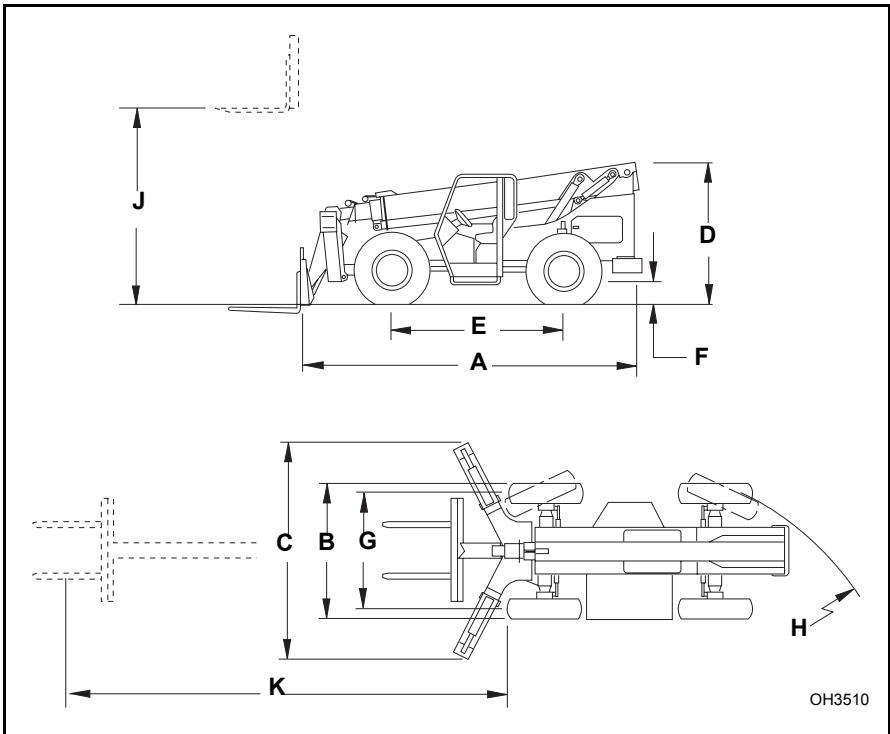
Model 10054 10,000 lbs (4.536 Kg)

Specifications

Vehicle Dimensions

With Standard 17.5 - 25 Tires:

- (A) Length (less forks) 239 inches (6.071 mm)
- (B) Width (outriggers up) 102 inches (2.591 mm)
- (C) Width (outriggers down) 156.75 inches (3.981 mm)
- (D) Height 101 inches (2.565 mm)
- (E) Wheelbase 119.5 inches (3.035 mm)
- (F) Ground Clearance 18 inches (457 mm)
- (G) Tread Center 84.25 inches (2.140 mm)
- (H) Turning Clearance 184.5 inches (4,7 meters)
- (J) Maximum Lift Height 53 feet 2 inches (16,2 meters)
- (K) Max. Forward Reach 38 feet 9 inches (11,8 meters)

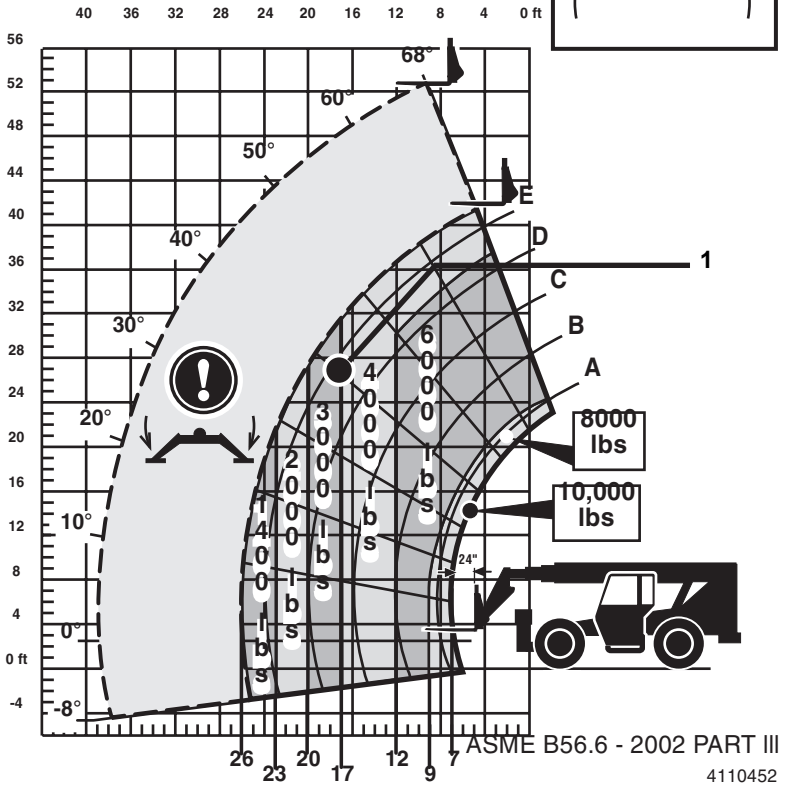
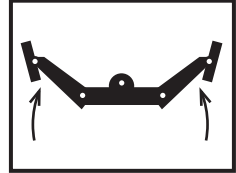
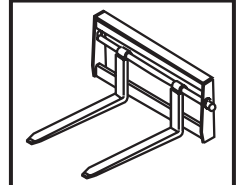


Operation

Standard Carriage Capacity Chart - Outriggers Up

10054

WITH SKY TRAK MANUFACTURED
STANDARD CARRIAGES ONLY

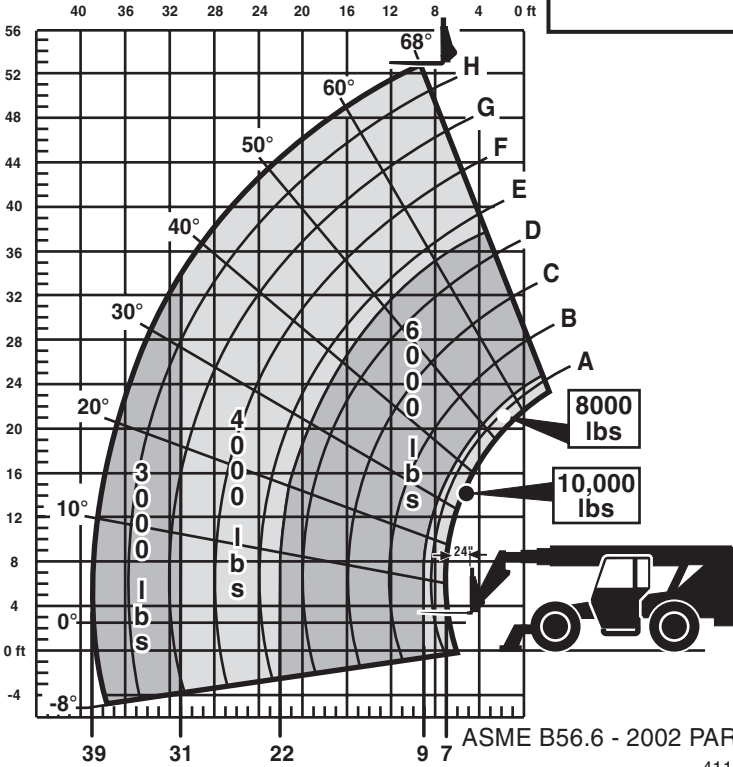



Operation

Standard Carriage Capacity Chart - Outriggers Down

10054

WITH SKY TRAK MANUFACTURED
STANDARD CARRIAGES ONLY



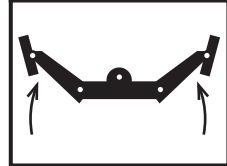
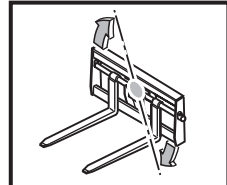
OH2772

Operation

Side Tilt Carriage - Outriggers Up

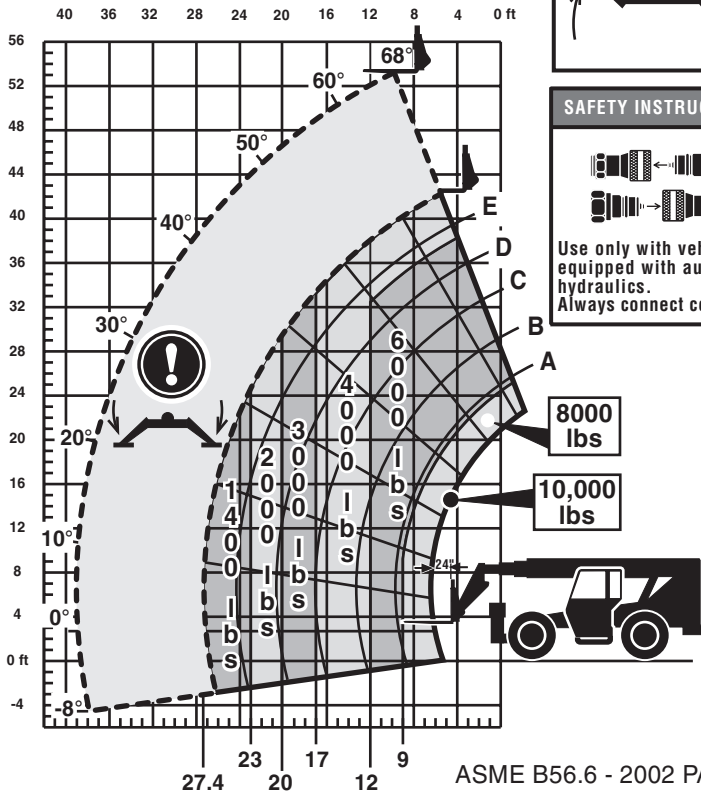
10054

WITH SKY TRAK MANUFACTURED
SIDE TILT CARRIAGES ONLY



SAFETY INSTRUCTIONS

Use only with vehicles equipped with auxiliary hydraulics.
Always connect couplers.



4110454

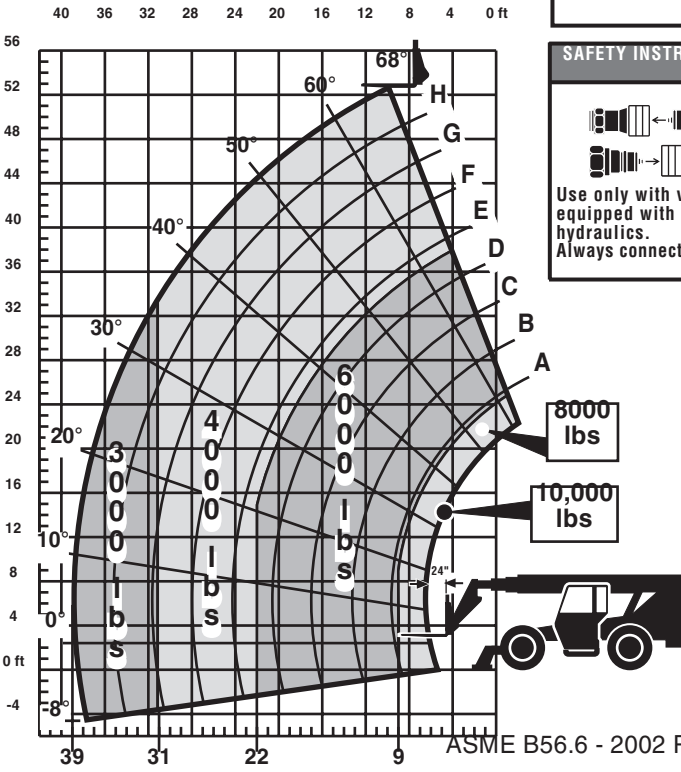
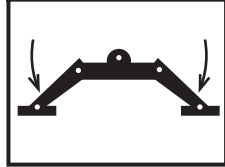
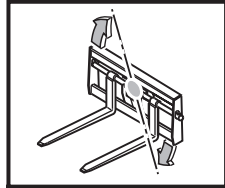
OH2782

Operation

Side Tilt Carriage - Outriggers Down

10054

WITH SKY TRAK MANUFACTURED
SIDE TILT CARRIAGES ONLY



SAFETY INSTRUCTIONS

Use only with vehicles equipped with auxiliary hydraulics. Always connect couplers.

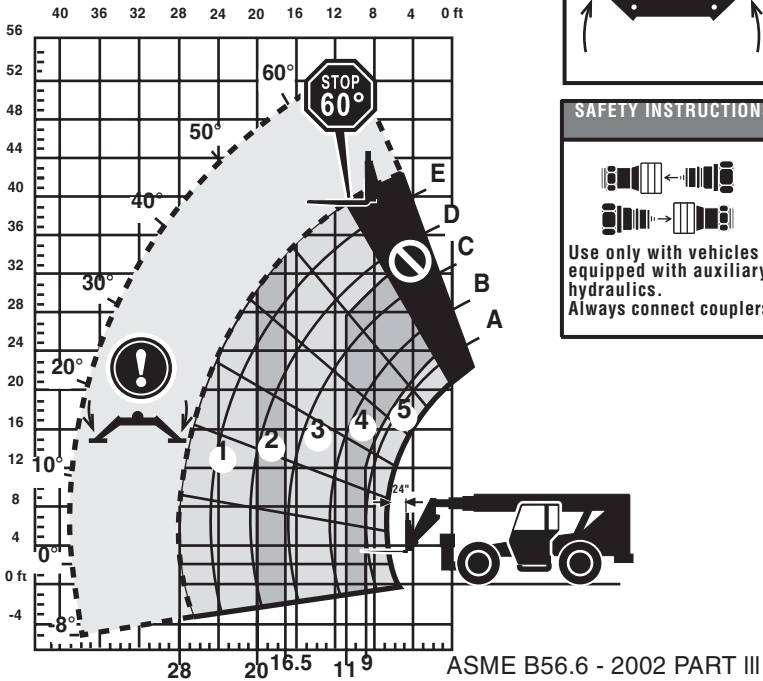
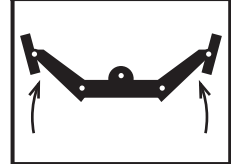
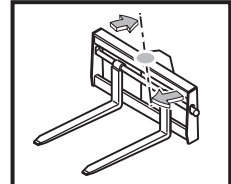
OH2792

Operation

Swing Carriage - Outriggers Up

10054

WITH SKY TRAK MANUFACTURED SWING CARRIAGES ONLY



SAFETY INSTRUCTIONS

Use only with vehicles equipped with auxiliary hydraulics. Always connect couplers.

	1	2	3	4	5
	1000 lbs	2000 lbs	3000 lbs	4000 lbs	4000 lbs
				6000 lbs	8000 lbs

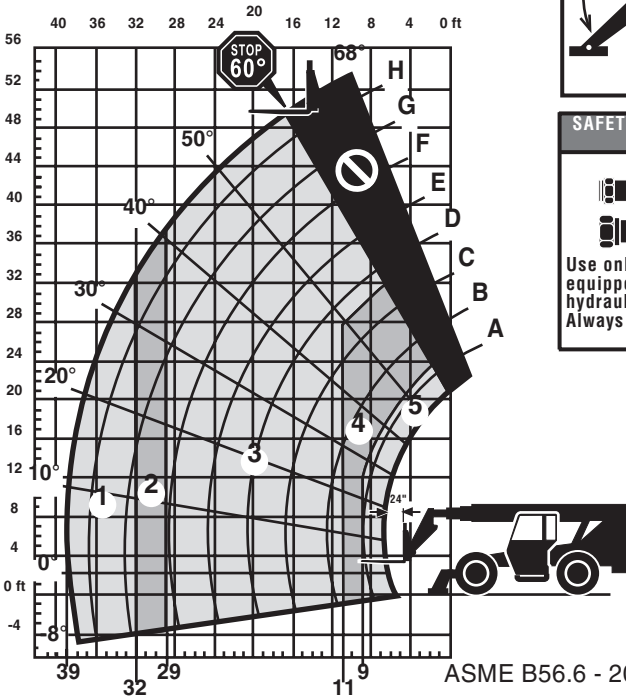
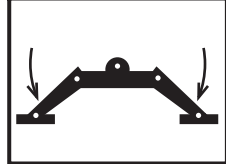
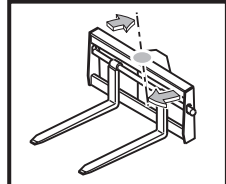
4110456

Operation

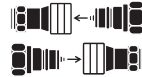
Swing Carriage - Outriggers Down

10054

WITH SKY TRAK MANUFACTURED SWING CARRIAGES ONLY



SAFETY INSTRUCTIONS



Use only with vehicles equipped with auxiliary hydraulics. Always connect couplers.

ASME B56.6 - 2002 PART III

	1	2	3	4	5
	2000 lbs	3000 lbs	4000 lbs	4000 lbs	4000 lbs
				6000 lbs	8000 lbs

4110457


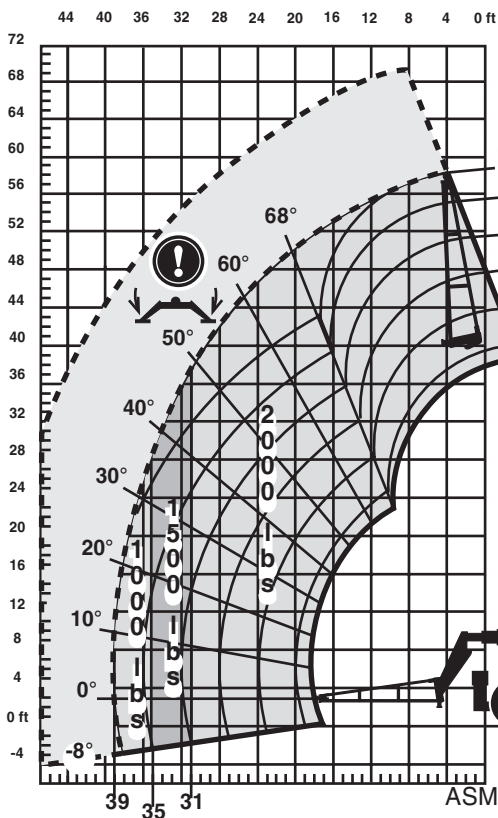
OH2812

Operation

15 Foot Truss Boom - Outriggers Up

10054

WITH SKY TRAK MANUFACTURED
15' TRUSS BOOMS ONLY



! DANGER

SWINGING LOADS can cause MACHINE TIPOVER which can result in death or serious injury.

ALWAYS

- travel slowly
- rig properly
- use two tethers



ASME B56.6 - 2002 PART III

4110458

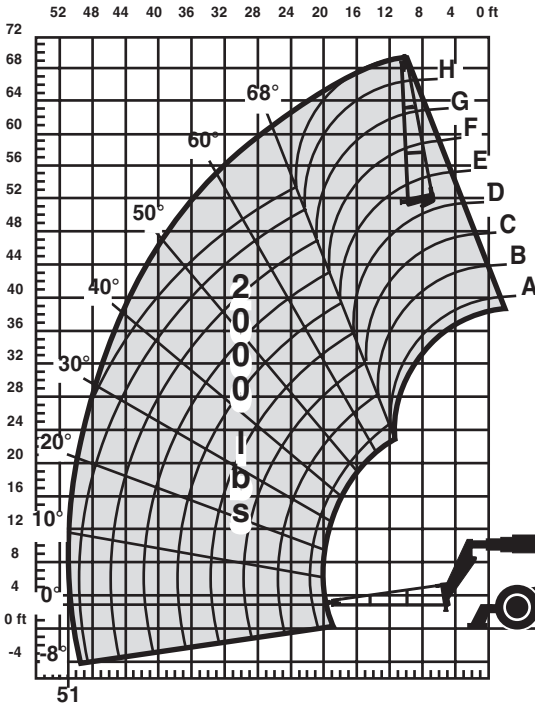
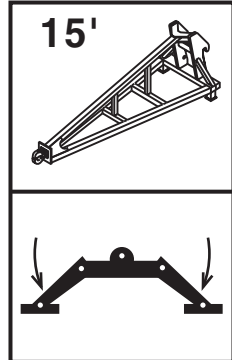
OH2822

Operation

15 Foot Truss Boom - Outriggers Down

10054

WITH SKY TRAK MANUFACTURED
15' TRUSS BOOMS ONLY



⚠ DANGER

SWINGING LOADS can cause MACHINE TIPOVER which can result in death or serious injury.

ALWAYS

- travel slowly
- rig properly
- use two tethers

ASME B56.6 - 2002 PART III

4110459

OH2832

Operation

3 Foot Truss Boom w/Winch - Outriggers Up

10054

WITH SKY TRAK APPROVED
TRUSS BOOM WINCH ONLY



SAFETY INSTRUCTIONS



Use only with vehicles
equipped with auxiliary
hydraulics.
Always connect couplers.

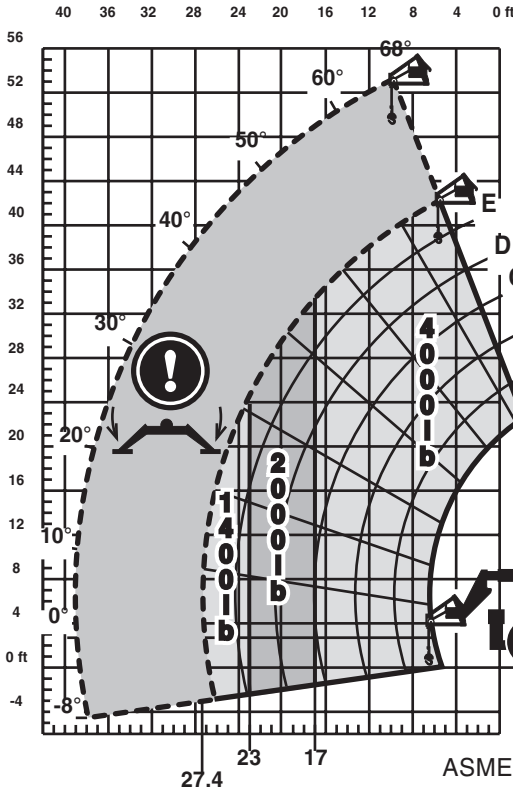
⚠ DANGER



SWINGING LOADS can
cause MACHINE TIPOVER
which can result in death
or serious injury.



ALWAYS
• travel slowly
• rig properly
• use two tethers



ASME B56.6 - 2002 PART III

4110379

Operation

3 Foot Truss Boom w/Winch - Outriggers Down

10054

WITH SKY TRAK APPROVED
TRUSS BOOM WINCH ONLY



SAFETY INSTRUCTIONS

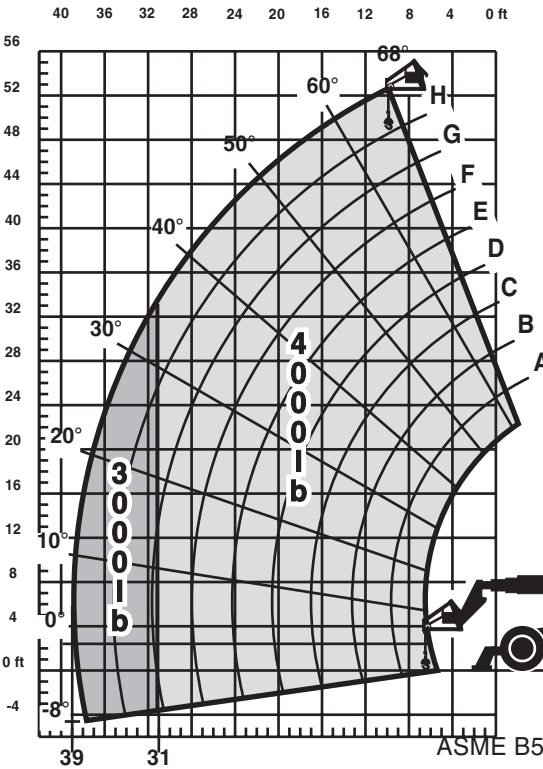
Use only with vehicles
equipped with auxiliary
hydraulics.
Always connect couplers.

! DANGER

SWINGING LOADS can
cause MACHINE TIPOVER
which can result in death
or serious injury.

ALWAYS

- travel slowly
- rig properly
- use two tethers



4110380

OH3620